

contents and sample pages

Title	Domino Deductions
Author(s)	Paul Swan
ISBN/ISSN	978-0-958632-3-9
Published by	A-Z Type

This document is copyright and has been made available with permission.


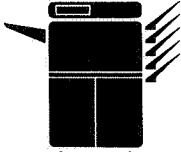
Please contact the Australian Association of Mathematics Teachers to purchase this product.

AAMT is the nation's premier organisation of mathematics educators: supporting and enhancing the work of teachers; promoting the learning of mathematics; representing and promoting interests in mathematics education.

Contents

A Note To Teachers	4
Background	4
Dice Dominoes	5
Domino Short Takes	6
Impossipuzzle	7
The Game of Dominoes	8
Domino Sort.....	9
Find My Domino.....	10
Domino Detective	12
What's My Group	14
Domino Patterns	16
Domino Line Up	17
Break Down	18
Domino Differences	19
Domino Trains.....	20
Domino Chain	22
The Three Dominoes	23
Domino Trails	24
Fair Go	26
Domino Graphs.....	27
Greater Than/Less Than	28
Domino Arrangements	29
Closest to 100	30
Adding Dominoes	31
Double Dominoes	32
Domino Stacks.....	33
Cram	34
Fenced In.....	36
Add to Twenty	37
Domino Squares	38
Domino Circuits	39
Fraction Dominoes.....	40
Racing Dominoes	41
Blank Dominoes	42
Double Six Dominoes (numbered)	43
Double Six Dominoes (dots)	44
Double Nine Dominoes	45
Solutions.....	47

Impossipuzzle




Try placing dominoes onto a chessboard (an 8 x 8 grid with every second square black). You should find each domino covers two squares, a black and a white one.


*32 dominoes
should cover 64
squares.*

Now cut off one white square from each corner, which should leave you with 30 white squares and 32 black squares. Now try covering the board with dominoes.

*31 dominoes
should cover 62
squares.*




Two squares will remain uncovered no matter which way dominoes are placed on the board. What colour are they? What happens if you cut two black squares from the corners of the board instead of white squares?

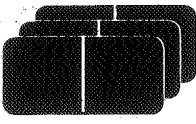


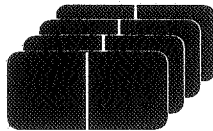
*If you don't
have a
chessboard you
can join four of
these boards
together to
make one.*

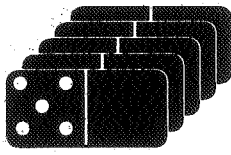
Domino Stacks




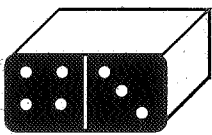
- When producing sets of dominoes all the dominoes of one particular type are stacked on top of one another.
- Use the information supplied to work out which dominoes are being stacked. Often there is more than one answer.

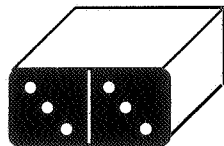
1. 
 Total Dots = 21
 What dominoes could they be?

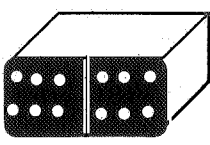
2. 
 Total Dots = 32
 What dominoes could they be?

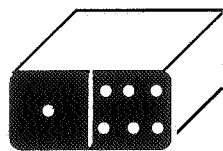
3. 
 Total Dots = 45
 Which domino is on top?


4. 
 Total Dots = 42
 Which domino is on top?

5. 
 Total Dots = 63
 How many dominoes?


6. 
 Total Dots = 42
 How many dominoes?

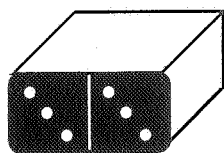
7. 
 Total Dots = 72
 How many dominoes?

8. 
 Total Dots = 56
 How many dominoes?



Make up some of each type for a friend to try.


 Total Dots = _____
 What dominoes could they be?


 Total Dots = _____
 How many dominoes?